

---

# 2018 Student Attitudes to School Survey

## Preliminary Summary School Report for: Burwood East Primary School

Total number of student responses: 130  
Overall response rate: 90%  
Please note: Overall response rate is based on headcount information provided by schools on the portal (n=144)





### Primary School Report

#### Guide to reading results

##### DATA TABLES:

- Results relating to members of small cohorts (5 students or less in a cohort answering the question) have been suppressed (\*) to prevent the possible identification of individuals.
- A dash (-) indicates that the framework factor or question (item) was not applicable to that particular year level.
- Gender is based on DET records, and was also asked in the survey for spare accounts, however, this was not a compulsory question. Therefore, results for students who used a 'spare account' to complete the survey may not be captured in the gender breakdowns where gender was not provided.
- The n= numbers at the top of the columns represent the total number of students for that cohort who participated in the survey.

##### COLOUR CODING IN DATA TABLES:

-  Total cohort result is more favourable than overall School result by more than 5 percentage points (pp) / Gender result (within year level) is more favourable than total result (within year level) by more than 5pp
-  Total cohort result is more favourable than overall School result by more than 10pp / Gender result (within year level) is more favourable than total result (within year level) by more than 10pp
-  Total cohort result is less favourable than overall School result by more than 5pp / Gender result (within year level) is less favourable than total result (within year level) by more than 5pp
-  Total cohort result is less favourable than overall School result by more than 10pp / Gender result (within year level) is less favourable than total result (within year level) by more than 10pp

Colour coding in the **total year level** columns and the **total gender** columns occurs where the results for these cohorts are more or less favourable compared to the Overall School Results.

Colour coding in the **gender columns (within year level)** occurs where the results for these cohorts are more or less favourable compared to the total results for that particular year level.

## Summary Measures, FISO: Excellence in teaching and learning

### DOMAIN: EFFECTIVE TEACHING PRACTICE FOR COGNITIVE ENGAGEMENT

Survey Factor	Burwood East Primary School Results											
	Overall Primary	Year 4 - % Positive			Year 5 - % Positive			Year 6 - % Positive			Female	Male
	% Positive (n=130)	Total (n=42)	Female (n=19)	Male (n=23)	Total (n=43)	Female (n=26)	Male (n=17)	Total (n=45)	Female (n=26)	Male (n=19)	% Positive (n=71)	% Positive (n=59)
<b>Effective teaching time</b>	<b>100%</b>	<b>100%</b>	<b>100%</b>	<b>100%</b>	<b>99%</b>	<b>98%</b>	<b>100%</b>	<b>100%</b>	<b>100%</b>	<b>100%</b>	<b>99%</b>	<b>100%</b>
My teacher tells us what we are learning and why	99%	100%	100%	100%	98%	96%	100%	100%	100%	100%	99%	100%
My teacher asks questions to check that we understand	100%	100%	100%	100%	100%	100%	100%	100%	100%	100%	100%	100%
My teacher asks me questions that challenge my thinking	100%	100%	100%	100%	100%	100%	100%	100%	100%	100%	100%	100%
My teacher explains difficult things clearly	99%	100%	100%	100%	98%	96%	100%	100%	100%	100%	99%	100%
<b>Differentiated learning challenge</b>	<b>99%</b>	<b>99%</b>	<b>100%</b>	<b>99%</b>	<b>98%</b>	<b>99%</b>	<b>98%</b>	<b>100%</b>	<b>100%</b>	<b>100%</b>	<b>100%</b>	<b>99%</b>
My teacher understands how I learn	98%	98%	100%	96%	98%	96%	100%	100%	100%	100%	99%	98%
My teacher helps me to do my best	100%	100%	100%	100%	100%	100%	100%	100%	100%	100%	100%	100%
My teacher gives extra help when students need it	99%	100%	100%	100%	98%	100%	94%	100%	100%	100%	100%	98%
<b>Stimulated learning</b>	<b>99%</b>	<b>100%</b>	<b>100%</b>	<b>100%</b>	<b>97%</b>	<b>96%</b>	<b>97%</b>	<b>100%</b>	<b>100%</b>	<b>100%</b>	<b>99%</b>	<b>99%</b>
My teacher makes the work we do in class interesting	98%	100%	100%	100%	95%	96%	94%	100%	100%	100%	99%	98%
My teacher makes learning fun	99%	100%	100%	100%	98%	96%	100%	100%	100%	100%	99%	100%
<b>Classroom behaviour</b>	<b>98%</b>	<b>100%</b>	<b>100%</b>	<b>100%</b>	<b>96%</b>	<b>94%</b>	<b>99%</b>	<b>99%</b>	<b>100%</b>	<b>99%</b>	<b>98%</b>	<b>99%</b>
Students at this school treat teachers with respect	98%	100%	100%	100%	95%	92%	100%	100%	100%	100%	97%	100%
My teacher expects students to pay attention	100%	100%	100%	100%	100%	100%	100%	100%	100%	100%	100%	100%
My teacher sets clear rules for classroom behaviour	99%	100%	100%	100%	100%	100%	100%	98%	100%	95%	100%	98%
Students at this school treat each other with respect	96%	100%	100%	100%	88%	85%	94%	100%	100%	100%	94%	98%

DOMAIN: TEACHER-STUDENT RELATIONS

Survey Factor	Burwood East Primary School Results											
	Overall Primary	Year 4 - % Positive			Year 5 - % Positive			Year 6 - % Positive			Female	Male
	% Positive (n=130)	Total (n=42)	Female (n=19)	Male (n=23)	Total (n=43)	Female (n=26)	Male (n=17)	Total (n=45)	Female (n=26)	Male (n=19)	% Positive (n=71)	% Positive (n=59)
<b>High expectations for success</b>	<b>100%</b>	<b>100%</b>	<b>100%</b>	<b>100%</b>	<b>100%</b>	<b>100%</b>	<b>100%</b>	<b>100%</b>	<b>100%</b>	<b>100%</b>	<b>100%</b>	<b>100%</b>
My teacher expects me to do my best	100%	100%	100%	100%	100%	100%	100%	100%	100%	100%	100%	100%
My teacher believes that I can do well at school	100%	100%	100%	100%	100%	100%	100%	100%	100%	100%	100%	100%
<b>Effort</b>	<b>98%</b>	<b>100%</b>	<b>100%</b>	<b>100%</b>	<b>96%</b>	<b>96%</b>	<b>96%</b>	<b>99%</b>	<b>99%</b>	<b>100%</b>	<b>98%</b>	<b>99%</b>
I usually pay attention in class	98%	100%	100%	100%	93%	96%	88%	100%	100%	100%	99%	97%
My teacher expects nothing less than our full effort	98%	100%	100%	100%	98%	96%	100%	98%	96%	100%	97%	100%
I enjoy doing my work in class	99%	100%	100%	100%	98%	96%	100%	100%	100%	100%	99%	100%
<b>Teacher concern</b>	<b>99%</b>	<b>100%</b>	<b>100%</b>	<b>100%</b>	<b>96%</b>	<b>96%</b>	<b>96%</b>	<b>100%</b>	<b>100%</b>	<b>100%</b>	<b>99%</b>	<b>99%</b>
My teacher cares about how I am feeling	100%	100%	100%	100%	100%	100%	100%	100%	100%	100%	100%	100%
My teacher seems to know if something is bothering me	97%	100%	100%	100%	91%	92%	88%	100%	100%	100%	97%	97%
I can talk to my teacher if something is worrying me	99%	100%	100%	100%	98%	96%	100%	100%	100%	100%	99%	100%

DOMAIN: LEARNER CHARACTERISTICS AND DISPOSITION

Survey Factor	Burwood East Primary School Results											
	Overall Primary	Year 4 - % Positive			Year 5 - % Positive			Year 6 - % Positive			Female	Male
	% Positive (n=130)	Total (n=42)	Female (n=19)	Male (n=23)	Total (n=43)	Female (n=26)	Male (n=17)	Total (n=45)	Female (n=26)	Male (n=19)	% Positive (n=71)	% Positive (n=59)
<b>Learning confidence</b>	<b>99%</b>	<b>100%</b>	<b>100%</b>	<b>100%</b>	<b>99%</b>	<b>98%</b>	<b>100%</b>	<b>99%</b>	<b>98%</b>	<b>100%</b>	<b>99%</b>	<b>100%</b>
I am good at learning	99%	100%	100%	100%	98%	96%	100%	100%	100%	100%	99%	100%
I can do challenging school work	99%	100%	100%	100%	100%	100%	100%	98%	96%	100%	99%	100%
<b>Resilience</b>	<b>98%</b>	<b>95%</b>	<b>100%</b>	<b>91%</b>	<b>100%</b>	<b>100%</b>	<b>100%</b>	<b>100%</b>	<b>100%</b>	<b>100%</b>	<b>100%</b>	<b>97%</b>
I can recover in a short time when something bad happens to me	98%	93%	100%	87%	100%	100%	100%	100%	100%	100%	100%	95%
I try again when I don't succeed	99%	98%	100%	96%	100%	100%	100%	100%	100%	100%	100%	98%
<b>Motivation and interest</b>	<b>99%</b>	<b>100%</b>	<b>100%</b>	<b>100%</b>	<b>98%</b>	<b>100%</b>	<b>94%</b>	<b>100%</b>	<b>100%</b>	<b>100%</b>	<b>100%</b>	<b>98%</b>
I want to learn new things	100%	100%	100%	100%	100%	100%	100%	100%	100%	100%	100%	100%
I am learning things that really interest me	98%	100%	100%	100%	95%	100%	88%	100%	100%	100%	100%	97%
<b>Self-regulation and goal setting</b>	<b>99%</b>	<b>100%</b>	<b>100%</b>	<b>100%</b>	<b>98%</b>	<b>96%</b>	<b>100%</b>	<b>100%</b>	<b>100%</b>	<b>100%</b>	<b>99%</b>	<b>100%</b>
I try very hard at school	98%	100%	100%	100%	95%	92%	100%	100%	100%	100%	97%	100%
I ask my teacher for help when I find my work difficult	100%	100%	100%	100%	100%	100%	100%	100%	100%	100%	100%	100%
<b>Attitudes to attendance</b>	<b>99%</b>	<b>100%</b>	<b>100%</b>	<b>100%</b>	<b>98%</b>	<b>100%</b>	<b>96%</b>	<b>100%</b>	<b>100%</b>	<b>100%</b>	<b>100%</b>	<b>99%</b>
I always try to attend school	100%	100%	100%	100%	100%	100%	100%	100%	100%	100%	100%	100%
My parents believe that going to school is important	100%	100%	100%	100%	100%	100%	100%	100%	100%	100%	100%	100%
I try to catch up on my work if I am absent from school	98%	100%	100%	100%	95%	100%	88%	100%	100%	100%	100%	97%

# Summary Measures, FISO: Positive Climate for Learning

## DOMAIN: SOCIAL ENGAGEMENT

Survey Factor	Burwood East Primary School Results											
	Overall Primary	Year 4 - % Positive			Year 5 - % Positive			Year 6 - % Positive			Female	Male
	% Positive (n=130)	Total (n=42)	Female (n=19)	Male (n=23)	Total (n=43)	Female (n=26)	Male (n=17)	Total (n=45)	Female (n=26)	Male (n=19)	% Positive (n=71)	% Positive (n=59)
<b>School Connectedness (Sense of belonging)</b>	<b>98%</b>	<b>99%</b>	<b>98%</b>	<b>100%</b>	<b>96%</b>	<b>97%</b>	<b>94%</b>	<b>100%</b>	<b>100%</b>	<b>100%</b>	<b>98%</b>	<b>98%</b>
I feel proud about being a student at this school	99%	100%	100%	100%	98%	100%	94%	100%	100%	100%	100%	98%
I like this school	98%	100%	100%	100%	95%	96%	94%	100%	100%	100%	99%	98%
I am happy to be at this school	99%	100%	100%	100%	98%	100%	94%	100%	100%	100%	100%	98%
I feel like I belong at this school	97%	98%	95%	100%	93%	92%	94%	100%	100%	100%	96%	98%
I look forward to going to school	98%	98%	95%	100%	95%	96%	94%	100%	100%	100%	97%	98%
<b>Student voice and agency</b>	<b>98%</b>	<b>100%</b>	<b>100%</b>	<b>100%</b>	<b>94%</b>	<b>93%</b>	<b>96%</b>	<b>98%</b>	<b>97%</b>	<b>100%</b>	<b>96%</b>	<b>99%</b>
At this school, I help decide things like class activities or rules	95%	100%	100%	100%	88%	88%	88%	96%	92%	100%	93%	97%
I have a say in the things I learn	99%	100%	100%	100%	98%	96%	100%	100%	100%	100%	99%	100%
My teacher likes my ideas	100%	100%	100%	100%	100%	100%	100%	100%	100%	100%	100%	100%
I am encouraged to share my ideas	96%	100%	100%	100%	91%	88%	94%	98%	96%	100%	94%	98%
<b>Sense of inclusion</b>	<b>99%</b>	<b>99%</b>	<b>100%</b>	<b>99%</b>	<b>98%</b>	<b>98%</b>	<b>99%</b>	<b>100%</b>	<b>100%</b>	<b>100%</b>	<b>99%</b>	<b>99%</b>
I have lots of chances to be part of class activities	98%	98%	100%	96%	95%	96%	94%	100%	100%	100%	99%	97%
I have friends at this school	100%	100%	100%	100%	100%	100%	100%	100%	100%	100%	100%	100%
My teacher makes me feel like I matter	99%	100%	100%	100%	98%	96%	100%	100%	100%	100%	99%	100%
My teacher makes sure all students feel included	100%	100%	100%	100%	100%	100%	100%	100%	100%	100%	100%	100%
<b>School stage transitions (Year 7 and new students only)</b>	<b>99%</b>	<b>100%</b>	*	*	*	*	*	*	-	*	<b>96%</b>	<b>100%</b>
The orientation program helped me settle in at this school	100%	100%	*	*	*	*	*	*	-	*	100%	100%
I have found it easy to make friends at this school	94%	100%	*	*	*	*	*	*	-	*	83%	100%
My teachers gave me enough help to settle in at this school	100%	100%	*	*	*	*	*	*	-	*	100%	100%
I know who to ask for help at this school	100%	100%	*	*	*	*	*	*	-	*	100%	100%

DOMAIN: STUDENT SAFETY

Survey Factor	Burwood East Primary School Results											
	Overall Primary	Year 4 - % Positive			Year 5 - % Positive			Year 6 - % Positive			Female	Male
	% Positive (n=130)	Total (n=42)	Female (n=19)	Male (n=23)	Total (n=43)	Female (n=26)	Male (n=17)	Total (n=45)	Female (n=26)	Male (n=19)	% Positive (n=71)	% Positive (n=59)
<b>Advocate at school</b>	<b>100%</b>	<b>100%</b>	<b>100%</b>	<b>100%</b>	<b>99%</b>	<b>98%</b>	<b>99%</b>	<b>100%</b>	<b>100%</b>	<b>100%</b>	<b>99%</b>	<b>100%</b>
At this school, there is a teacher or another adult who cares about me	100%	100%	100%	100%	100%	100%	100%	100%	100%	100%	100%	100%
There is a teacher or another adult at this school who believes that I can be successful	100%	100%	100%	100%	100%	100%	100%	100%	100%	100%	100%	100%
At this school, there is a teacher or another adult who listens to me when I have something to say	99%	100%	100%	100%	98%	96%	100%	100%	100%	100%	99%	100%
I have someone at school who I can share any problems with	98%	100%	100%	100%	95%	96%	94%	100%	100%	100%	99%	98%
There is a teacher or another adult at this school who tells me when I do a good job	100%	100%	100%	100%	100%	100%	100%	100%	100%	100%	100%	100%
<b>Managing bullying</b>	<b>100%</b>	<b>99%</b>	<b>100%</b>	<b>99%</b>	<b>100%</b>	<b>100%</b>	<b>100%</b>	<b>100%</b>	<b>100%</b>	<b>100%</b>	<b>100%</b>	<b>99%</b>
I feel safe at this school	100%	100%	100%	100%	100%	100%	100%	100%	100%	100%	100%	100%
This school deals fairly with bullying problems	99%	98%	100%	96%	100%	100%	100%	100%	100%	100%	100%	98%
I know where to get help if I feel bullied	100%	100%	100%	100%	100%	100%	100%	100%	100%	100%	100%	100%
<b>Respect for diversity</b>	<b>99%</b>	<b>100%</b>	<b>100%</b>	<b>100%</b>	<b>98%</b>	<b>96%</b>	<b>100%</b>	<b>100%</b>	<b>100%</b>	<b>100%</b>	<b>99%</b>	<b>100%</b>
All students are treated fairly at this school	98%	100%	100%	100%	95%	92%	100%	100%	100%	100%	97%	100%
It is okay to be different at this school	100%	100%	100%	100%	100%	100%	100%	100%	100%	100%	100%	100%

DOMAIN: EXPERIENCE OF BULLYING

Survey Factor	Burwood East Primary School Results											
	Overall Primary	Year 4 - % Yes			Year 5 - % Yes			Year 6 - % Yes			Female	Male
	% Yes (n=130)	Total (n=42)	Female (n=19)	Male (n=23)	Total (n=43)	Female (n=26)	Male (n=17)	Total (n=45)	Female (n=26)	Male (n=19)	% Yes (n=71)	% Yes (n=59)
I have been bullied at my school this term	5%	7%	5%	9%	9%	12%	6%	0%	0%	0%	6%	5%
I have often been teased in an unpleasant way or called names at my school (verbal)	11%	22%	11%	32%	12%	12%	12%	0%	0%	0%	7%	16%
Other students often leave me out of things on purpose or spread rumours about me (social)	8%	17%	11%	23%	7%	4%	12%	0%	0%	0%	4%	12%
I have been hit, kicked, hurt or threatened on purpose by another student (physical)	11%	20%	0%	36%	12%	8%	18%	2%	0%	5%	3%	21%
I have often been picked on by another student from my school while online or on social media (cyber)	<1%	2%	0%	5%	0%	0%	0%	0%	0%	0%	0%	2%